



CONFORM TO GMP, QS AND HACCP STANDARDS, USED IN

**BEER, DAIRY, BEVERAGE,
DAILY CHEMICAL, BIOENGINEERING...**

**WENZHOU QIANGZHONG
MACHINERY TECHNOLOGY CO., LTD.**

Company Profile

Wenzhou Qiangzhong Machinery Technology Co., Ltd. is a professional manufacturer specializing in the production of various stainless steel mixing tanks, high shear emulsifiers, emulsification pumps, colloid mills, sanitary filters, manholes, sanitary valves, pipe fittings, etc. Our products meet GMP, QS, HACCP requirements, widely used in breweries, dairy products, beverage plants, pharmaceutical plants, biological engineering, supporting machinery and other fields. We also undertake the overall pipeline engineering design, installation and other services.

We actively introduce advanced production equipment and manufacturing processes. By tracking the entire process, our product quality strictly follows industry standards such as ISO, DIN, IDF, and 3A and is continuously improved, that is recognized and praised by our clients. So far our products have been sold well throughout China and also exported to Europe, America, Southeast Asia, Latin America, the Middle East and other regions of the world.

Looking back, Qiangzhong people thank all the clients and the community for their support to make Qiangzhong continue to develop steadily. But we are not satisfied with the past achievements. Looking to the future, Qiangzhong people will make unremitting efforts to continuously absorb advanced technologies and high-quality professionals at home and




abroad. Also we will strengthen the internal management of the corporate, expand the teams, and participate in the global competition and cooperation with positive attitude and strong strength in order to provide high-quality products and better services, and constantly enhance the company's image and reputation. We are trying our best to make "Qiangzhong Machinery" qualified as not only a good supplier but also a superior strategic partner of more domestic and foreign clients.

Qiangzhong people warmly welcome you to cooperate with us, and we will work together sincerely with you to write a beautiful chapter of new cooperation and win-win.



Corporate Honor





Colloid Mill

► Colloid Mill is a second generation of wet ultra-particulate processing equipment

Suitable to grind, homogenize, emulsify, disperse and mix various types of emulsion. It is widely used in such industries as food (fruit juice, fruit juice, protein milk, soy milk, milk tea, dairy products, etc), beverage, pharmaceuticals (various types of syrups, detergents, etc.), Chemicals (pigments, dyes, lubricants, petroleum catalysts, etc.), Asphalt emulsification, coal flotation machines, ceramic shaft materials, explosives emulsion, nanomaterials, and etc.

- Both rotor and stator are made of stainless steel, the rotor rotates at high speed and the stator keeps static, which makes materials passing the toothed bevel bear great force of shear and friction.
- Does the capacity is decided by concentration and viscosity of materials? A colloid mill mainly consists of a motor, grinding parts, driving and base part. Among them, dynamic grinding core and static grinding core are key parts. So you may need to select the right model according to nature of materials.
- Sanitary food-grade stainless steel. Except the motor, all material contact parts are made of stainless steel, especially both dynamic grinding disc and static grinding disc are reinforced, making them better properties of corrosion-resistance and wear-resistance. In that case, the finished materials are non-pollution and safe.

Circulation Tube: suitable for low-viscosity materials that need recycling and reflux for grinding, such as soy milk, mung bean drinks, etc.

Rectangle Inlet: suitable for high-concentration materials that don't need reflux or grinding, such as peanut butter, chili sauce, etc.

- The colloid mill is an ideal equipment for processing fine materials with features of compact design, elegant appearance, good seal, stable performance, easy operation and high production efficiency.
- It's high efficiency of grinding ultra-fine particles by force of shear, grinding and high-speed stirring. And crush and grinding by relative movement of the disc tooth-shaped bevels.
- The colloid mill is an ideal wet-crushing equipment. Materials are ground, emulsified, crushed, mixed, dispersed and homogenized under forces of high-frequency vibration and high-speed vortex.
- How to know the capacity of a colloid mill? The capacity varies greatly according to different density and viscosity of materials. For example the capacity of viscous paint and thin dairy fluids can be different more than 10 times on the same colloid mill.



► Typical Application: grind, homogenize, emulsify, disperse and mix various types of emulsion materials



Corn Paste



Almond Milk



Vegetables



Soybean Milk



Peanut Butter



Meat Sauce



Fish Sauce



Mutton Soup



Sesame Paste



Tomato Ketchup



Colloid Mill



▲ JM-L Vertical (Sanitary Grade)



▲ JM-F Split (Sanitary Grade)



▲ JM-W Horizontal (Sanitary Grade)



▲ JM-L Vertical (Conventional Grade)



▲ JM-F Split (Conventional Grade)



▲ JM-W Horizontal (Conventional Grade)

► Technical Parameters

JM-L / JM-M	JM-F	Fineness (um)	Capacity (t/h)	Grinding Disc Dia. (mm)	Cooling Pipe Dia. (mm)	Outlet Dia. (mm)	Inlet Dia. (mm)	Motor Speed (r/min)	Motor Power (kw)	Weight (kg)	Dimension (L*W*H)
50		2-40	0.01-0.1	50	10	20	30	2900	1.5	60	255×500×700
65		2-40	0.02-0.5	65	10	20	30	2900	1.5/2.2	65	500×345×675
80		2-40	0.3-1	80	12	25	48	2900	3	150	700×570×920
100		2-40	0.5-2	100	12	25	66	2900	5.5	240	800×645×900
120		2-40	0.5-3	120	12	32	66	2900	7.5	250	800×645×900
140		2-40	0.5-4	140	12	32	66	2900	7.5/11	275	800×750×1020
200		2-40	1-10	200	12	38	100	2900	15/18.5	400	900×850×1200

Note: (F split type / L vertical type / W horizontal type) Any change without prejudice to basic structure and performance is not informed in advance. The capacity varies according to nature of material and the above capacity is based on water as media. Additionally, JM-65 and JM-50 can also be equipped with 220V motor. All other models in 3KW or above power are equipped with 380V motor.



High Shear Mixer



▲ High Shear Mixer Type I



▲ High Shear Mixer Type II



▲ High Shear Mixer Type III



▲ High Shear Mixer Type IV



▲ High Speed Disperser



▲ Mobile Manually Hydraulic Lifter



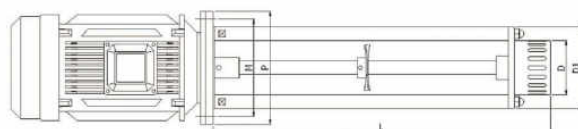
▲ Mobile Manual Lifter



▲ Mobile Hydraulic Lifter

► High Shear Mixer

High shear mixer is a vertically mounted emulsification machine. The stator and rotor is designed as a claw coupling structure. The material is sucked from the upper and lower parts of the main engine at the same time, and it is centrifugally thrown out, which can double the efficiency of shearing and homogenization, and avoid the dead corners caused by the upper material in the tank. This machine is generally installed on various large and small reaction tanks and common vessels for the processes of homogenization, fineness and emulsification. It could also be mounted on a movable lifting stand in a suspended manner for small-capacity emulsification.



► Technical Parameters

Model No.	Motor Power (KW)	Capacity (L)	Speed (r/min)	D	D1	P	L	M
WRL-90	1.5	10~50	2900	80	140	200	355	165
WRL-100	2.2	50~100		88	145	200	650	165
WRL-120	4	100~300		120	180	250	750	215
WRL-140	7.5	300~800		140	210	300	900	265
WRL-160	11	500~1500		160	230	350	1050	300
WRL-180	18.5	600~2000		180	260	350	1200	300
WRL-200	22	800~2500	1450-1500	200	270	350	1200	300
WRL-220	30	1000~3500		240	320	400	1355	350
WRL-240	37	1500~5000		260	340	400	1395	350

Homogenization Emulsification Pump



▲ Single-stage Emulsification Pump

- Model No.: SRH-1-60~280
- Motor Power: 1.1~132 (KW)
- Flow: 0~130(m³/h)
- Motor Speed: 2,900(r/min)
- Inlet and Outlet Dia.: DN32~DN125(mm)
- Note: the pump can be customized according to customer requirements

SRH-1 series emulsification pump mainly consists of stator, rotor and other working parts. The rotor rotates rapidly to produce centrifugal force and hydraulic force and the stator remains stationary. Through the precise combination of the rotor and the stator, a strong shear force is generated during high-speed rotation, and the material is subjected to strong shear, centrifugal extrusion, impact rupture, liquid friction, and uniform turbulence. Thus, various media such as immiscible solid phase, liquid phase, and gas phase are uniformly and finely dispersed and emulsified in an instant. After a reciprocating cycle, a stable and high-quality product is finally obtained.

Model No.	Motor Power (KW)	Flow Range (m ³ /h)	Speed (r/min)	Inlet	Outlet
SRH-1-60	1.1	0-1	2900	DN40	DN32
SRH-1-80	1.5	0-1.5		DN40	DN32
SRH-1-100	2.2	0-3		DN40	DN32
SRH-1-130	4	0-4		DN40	DN32
SRH-1-140	5.5	0-5		DN50	DN40
SRH-1-165	7.5	0-8		DN50	DN40
SRH-1-180	11	0-12		DN65	DN50
SRH-1-190	15	0-20		DN65	DN50
SRH-1-200	22	0-25		DN65	DN50
SRH-1-210	30	0-35		DN80	DN65
SRH-1-230	45	0-50		DN100	DN80
SRH-1-245	55	0-75		DN100	DN80
SRH-1-260	75	0-90		DN125	DN100
SRH-1-275	90	0-110		DN125	DN100
SRH-1-280	132	0-130		DN125	DN100



▲ Three-stage Emulsification Pump

- Model No.: SRH-3-60~400
- Motor power: 4~185(KW)
- Flow: 0~140(m³/h)
- Motor Speed: 1,440~2,900(r/min)
- Inlet and Outlet Dia.: DN32~DN150(mm)
- Note: the pump can be customized according to customer requirements

Three-stage emulsification pump (also called in-line high-shear dispersion emulsifier) is a high-efficient fine mixing equipment which integrates mixing, dispersing, crushing, dissolving, fine, depolymerizing, homogenizing and emulsifying.

Model No.	Motor Power (KW)	Flow Range (m ³ /h)	Speed (r/min)	Inlet	Outlet
SRH-3-60	4	0-4	2900	DN40	DN32
SRH-3-100	7.5	0-8		DN50	DN32
SRH-3-120	11	0-12		DN50	DN32
SRH-3-140	15	0-18		DN50	DN50
SRH-3-165	22	0-22		DN65	DN50
SRH-3-200	37	0-30		DN80	DN50
SRH-3-220	55	0-40		DN100	DN65
SRH-3-240	75	0-55		DN100	DN65
SRH-3-260	90	0-65		DN125	DN80
SRH-3-300	110	0-80		DN125	DN100
SRH-3-360	132	0-100	1440	DN150	DN125
SRH-3-380	160	0-120		DN150	DN125
SRH-3-400	185	0-140		DN150	DN125



▲ Magnetic Stirrer

- Motor Power: 0.18~4.5(kw)
- Speed: 355~450(r/min)
- Impeller Dia.: 80~320(mm)
- Vessel Capacity: 10~10,000L
- Connection: welding
- Note: this stirrer could be customized according to customer requirements.

Magnetic stirrer is a stirrer that is mounted on the bottom of a vessel and is driven by magnetic force. It adopts a fully closed, non-leaking, non-fouling mixing method. Because it is magnetically driven, it is a non-contact, torque-free transmission shaft. It uses the static seal of the insulating sleeve isolation method to replace the dynamic seal of the drive shaft and completely solves the leakage problem that can not be solved by the mechanical seal. The equipment is mainly used in the dissolution, mixing and batching in pharmaceuticals, foods and other industries.

Product Name	Motor Power (KW)	Speed (r/min)	Impeller Dia. (mm)	Vessel Capacity (L)
Magnetic Stirrer	0.18	450	80	20L-80L
Magnetic Stirrer	0.18-0.25	355	120	100L-300L
Magnetic Stirrer	0.37-0.75	355	155	400L-500L
Magnetic Stirrer	0.75-1.5	355	200	600L-1L
Magnetic Stirrer	2.2	355	220	1T-3T
Magnetic Stirrer	3	355	140	4T-6T
Magnetic Stirrer	4-5	355	320	6T-10T

Sanitary Fluid Pump



▲ Beverage Pump BAW Series

- Model No.: BAW1~30
- Motor Power: 0.37~7.5(kw)
- Flow: 1T~30T (m³/h)
- Lift: 8~36(m)
- Inlet & Outlet Dia.: DN25~DN65(mm)
- Note: this pump could be customized as customer requirements

BAW series sanitary pump is mainly composed of pump body, pump base, and the motor. Each part is connected by bolts. The supporting feet of the base can be freely adjusted to facilitate installation without a fixed mounting base. The outlet pipe can be installed vertically or horizontally according to different needs.



▲ Self-priming Pump ZXB Series

- Model No.: ZXB3~30
- Motor Power: 0.37~7.5(kw)
- Flow: 1T~30T (m³/h)
- Lift: 8~36(m)
- Inlet & Outlet Dia.: DN25~DN65(mm)
- Note: this pump could be customized as customer requirements

ZXB series self-priming pump is mainly composed of pump body, pump base, and the motor. Each part is connected by bolts. The supporting feet of the base can be freely adjusted to facilitate installation without a fixed mounting base. The outlet pipe can be installed vertically or horizontally according to different needs.



▲ Centrifugal Pump LKH Series

- Model No.: LKH1~100
- Motor Power: 0.37~22(kw)
- Flow: 1T~100T (m³/h)
- Lift: 8~60(m)
- Inlet & Outlet Dia.: DN25~DN150(mm)
- Note: this pump could be customized as customer requirements

LKH series sanitary centrifugal pump is mainly composed of pump body, pump base, and the motor. Each part is connected by bolts. The supporting feet of the base can be freely adjusted to facilitate installation without a fixed mounting base. The outlet pipe can be installed vertically or horizontally according to different needs. The pump body and the impeller adopt the integral precision casting, and the surface of all parts are fine treated.



▲ High-efficient Centrifugal Pump GKS Series

- Model No.: GKS
- Motor Power: 1.5~7.5(kw)
- Flow: 1T~30T (m³/h)
- Lift: 25~36(m)
- Inlet & Outlet Dia.: DN25~DN65(mm)
- Note: this pump could be customized as customer requirements

GKS series sanitary high-efficient centrifugal pump is mainly composed of pump body, pump base, and the motor. Each part is connected by bolts. The supporting feet of the base can be freely adjusted to facilitate installation without a fixed mounting base. The outlet pipe can be installed vertically or horizontally according to different needs. The pump body and the impeller adopt the integral precision casting, and the surface.



▲ Self-priming Pump SLRP Series

- Model No.: SLRP
- Motor Power: 1.5~7.5(kw)
- Flow: 3T~30T (m³/h)
- Lift: 20~30(m)
- Suction: 8(m)
- Inlet & Outlet Dia.: DN32~DN65(mm)
- Note: this pump could be customized as customer requirements

SLRP series self-priming pump is mainly composed of pump body, pump base, and the motor. Each part is connected by bolts. The supporting feet of the base can be freely adjusted to facilitate installation without a fixed mounting base. The outlet pipe can be installed vertically or horizontally according to different needs.

Sanitary Fluid Pump



▲ Self-priming Centrifugal Pump GKH-P Series

- Model No.: GKH-P
- Motor Power: 0.37~7.5(kw)
- Flow: 1T~30T (m³/h)
- Lift: 8~36(m)
- Inlet & Outlet Dia.: DN25~DN65(mm)
- Note: this pump could be customized as customer requirements

GKH-P series self-priming centrifugal pump is mainly composed of pump body, pump base, and the motor. Each part is connected by bolts. The supporting feet of the base can be freely adjusted to facilitate installation without a fixed mounting base. The outlet pipe can be installed vertically or horizontally according to different needs.



▲ Screw Pump G Series

- Model No.: G10-1~85-1
- Motor Power: 0.37~15(KW)
- Motor Speed: 720~1,400(r/min)
- Flow (medium water): 0.5~60(m³/h)
- Inlet and Outlet Dia.: DN20~DN100(mm)
- Note: the pump can be customized according to customer requirements

Screw pump sucks and discharges liquid by the rotation of the screw. The middle screw is the active screw, which is driven by the prime mover. The screw on both sides is the driven screw, and it rotates in reverse with the active screw. The threads of the main and driven screws are double-ended threads.



▲ Cam Rotor Pump ZB3A Series

- Model No.: ZB3A-3~600
- Motor Power: 0.55~55(KW)
- Motor Speed: 100~720(r/min)
- Flow: 0.5~100(m³/h)
- Pressure: 0.1~1.6(MPa)
- Suction Pressure: 0.08(MPa)
- Inlet and Outlet Dia.: DN20~DN200(mm)
- Note: the pump can be customized according to customer requirements

B3A series sanitary cam rotor pump adopts two-leaf, three-leaf, dished or multi-leaf rotors and is a multi-purpose volumetric pump. Its unique working principle and characteristics are reflected in its delivery of high viscosity, high temperature, and highly corrosive materials. The conveying process is smooth and continuous, and it can ensure that the physical properties of the material are not destroyed during the conveying process. The viscosity of the conveyable material is as high as 1,000,000CP.



▲ Double Screw Pump JLS Series

- Model No.: JLS-90~200
- Motor Power: 2.2~55(KW)
- Motor Speed: 200~2,900(r/min)
- Flow (medium water): 3~50(m³/h)
- Inlet and Outlet Dia.: DN50~DN100(mm)
- Note: the pump can be customized according to customer requirements

Double screw pump is a new result of the integration of production process experts and equipment manufacturing. A specially designed pair of screw systems meshes with each other.

And by means of modern processing techniques and methods it ensures that there is no direct metal-to-metal contact between the two-sided rotors moving in the pump body.



▲ Sine Pump JZX Series

- Model No.: JZX-1~6
- Motor Power: 1.5~15 (KW)
- Displacement Per Rotation: 0.06~25(L)
- Speed range: 50~1,000(r/min)
- Corresponding flow: 180 to 30,000 (L/H)
- Inlet and Outlet Dia.: DN25~DN150(mm)
- Note: the pump can be customized according to customer requirements

Any fine or well-functioning product has a simple construction and a small number of components, and sine pumps are no exception. The sinusoidal shape of the impeller means that one chamber can be formed per rotation (4 times can occur each time through the bush space). Through this movement, it is possible to push or discharge the flowing materials. The control squeegee divides the pump chamber into the suction chamber and the discharge chamber to ensure the pressure difference between the inlet and the outlet. At the same time, the control squeegee also plays an important role in the forced lubrication of the pump bearings through the materials.



Storage Tank / Mixing Tank

- Material: Stainless Steel 304/316L
- Polishing Accuracy: Inner Surface: 0.3μm; Outer Surface: 0.6μm



▲ Sanitary Storage Tank

- Capacity: 100L ~ 20,000L
- Treatment: Mechanical Polishing/Sandblasting/Pickling
- Mixing Impeller: Paddle/Grid, or customized as required
- Design Pressure: 0.09 ~ 0.6MPa
- Jacket: Conventional Jacket/Dimple Jacket/Coil Jacket
- Insulation Materials: Rock Wool/Polyurethane
- Optional Configuration: air filter, thermometer, pressure gauge, level glass, sanitary manhole, liquid inlet and outlet holes, CIP swivel ball, level gauge, etc., other accessories could be equipped according to customer requirements.

Storage tank is usually designed with vertical circular tank body, standard elliptical or dished top heads, and standard conical, dished or elliptical bottom heads. The internal wall transitions are all arc-shaped, no dead corner, easy to clean. The tank construction is single-wall, double-wall (the tank body and bottom heads are insulated) or jacketed (the tank body and the bottom heads are jacketed and insulated). The tank structure is usually vertical type or horizontal type.



▲ Brewery Fermentation Tank

- Capacity: 100L ~ 5,000L
- Treatment: Mechanical Polishing/Sandblasting/Pickling
- Mixing Impeller: N/A
- Design Pressure: Tank Body: 0.15MPa; Jacket: 0.09MPa
- Jacket: Conventional Jacket/Dimple Jacket/Coil Jacket
- Cold Insulation Materials: Polyurethane
- Optional Configuration: thermometer, sanitary manhole, liquid inlet and outlet holes, CIP swivel cleaning ball, sterile sampling valve, pressure gauge, drain valve, level gauge, liquid level automatic control system, etc., other accessories could be equipped according to customer requirements.

Brewery fermentation tank is with a cylindrical tank body and dished top heads. The bottom heads is designed with an inclination of 60° ~ 90°, making the liquor move with a strong convection in the tank, shortening fermentation time, and it is conducive to the discharge of yeast and impurities in the tank. The fermentation tank is sealed in order to recycle the CO₂ gas and some of the alcohol it brings in the process of alcohol souring. There are hand holes, inlet and outlet pipes (connecting with the tank top heads to convey CO₂, air and CIP), contents volume measuring device, probe, and pressure-keeping device at the bottom.



▲ Reaction Kettle

- Capacity: 100L ~ 20,000L
- Treatment: Mechanical Polishing/Sandblasting/Pickling
- Mixing Impeller: Paddle/Grid, or customized as required
- Design Pressure: 0.09 ~ 0.6MPa
- Jacket: Conventional Jacket/Dimple Jacket/Coil Jacket
- Insulation Materials: Rock Wool/Polyurethane
- Optional Configuration: air filter, thermometer, pH meter, spotlight sight glass, sanitary manhole, liquid inlet and outlet holes, CIP swivel ball, pressure gauge, aseptic sampling valve, liquid level gauge, liquid level automatic control system, etc., other accessories could be equipped according to customer requirements.

Stainless steel reaction tank is widely used in food, petroleum, chemical, rubber, pesticides, dyes, medicine and various research projects to complete the processes of hydrolysis, neutralization, crystallization, distillation, evaporation, storage, hydrogenation, alkylation, polymerization, condensation, heating, mixing, constant temperature reaction, etc.



▲ Red Wine Fermentation Tank

- Capacity: 100L ~ 5,000L
- Treatment: Mechanical Polishing/Sandblasting/Pickling
- Mixing Impeller: N/A
- Design Pressure: Tank Body: 0.15MPa; Jacket: 0.09MPa
- Jacket: Conventional Jacket/Dimple Jacket/Coil Jacket
- Cold Insulation Materials: Polyurethane
- Optional Configuration: thermometer, sanitary manhole, liquid inlet and outlet holes, aseptic sampling valve, drain valve, level gauge, liquid level automatic control system, etc., other accessories could be equipped according to customer requirements.

Red wine fermentation tank is designed with a standard conical top heads. The upper parts of the inner tank body are jacketed with Miller plate, which can be connected to a cooling medium for circulating cooling. The lower part of the inner tank body is equipped with a filter to make a better filtration of red wine. It can shorten fermentation time, and it is conducive to the discharge of yeast and impurities in the tank. An integrated mixing and slagging device is set at the bottom to ensure continuous mixing in the fermentation process and rapidly discharge slag.

Storage Tank / Mixing Tank

• Material: Stainless Steel 304/316L • Polishing Accuracy: Inner Surface: 0.3μm; Outer Surface: 0.6μm



▲ Coffee Extraction Tank

- Capacity: 100L ~ 20,000L
- Treatment: Mechanical Polishing/Sandblasting/Pickling
- Mixing Impeller: Paddle/Grid, or customized as required
- Design Pressure: 0.02 ~ 0.8MPa
- Jacket: Conventional Jacket/Dimple Jacket/Coil Jacket
- Insulation Materials: Rock Wool
- Optional Configuration: air filter, thermometer, pressure gauge, level glass, sanitary manhole, liquid inlet and outlet holes, CIP swivel cleaning ball, safety valve, etc., other accessories could be equipped according to customer requirements.

Coffee extraction tank is usually designed with a vertical circular tank body, standard oval or dished upper heads, and standard dished or oval bottom heads. It is arc transition at the transition section of inner wall, no dead corners, easy to clean. And the inner wall is mirror polished, which is in accordance with health requirements. The tank is equipped with a mechanical mixer and adopts the structure of pneumatically controlled self-locking slag door.



▲ Emulsification Tank

- Capacity: 100L ~ 20,000L
- Treatment: Mechanical Polishing/Sandblasting/Pickling
- Mixing Type: Emulsifier + Impeller(Paddle/Grid, or customized as required)
- Design Pressure: 0.2 ~ 0.8MPa
- Jacket: Conventional Jacket/Dimple Jacket/Coil Jacket
- Insulation Materials: Rock Wool/Polyurethane
- Optional Configuration: air filter, thermometer, level glass, sanitary manhole, inlet and outlet holes, CIP swivel cleaning ball, sterile sampling valve, level gauge, liquid automatic control system, etc., other accessories could be equipped according to customer requirements.

Emulsification tank can dissolve one or more materials in another liquid phase and make them a relatively stable emulsion. The emulsifier works together with the center impeller and scraper impeller to achieve the best mixing effect. The tank adopts a vertical circular tank body and can be configured with dimple jacket, coil jacket or conventional jacket, which is used for heating and cooling. The bottom heads can be inclined to facilitate venting.



▲ Biological Fermentation Tank

- Capacity: 100L ~ 20,000L
- Treatment: Mechanical Polishing/Sandblasting/Pickling
- Mixing Impeller: Paddle/Grid, or customized as required
- Design Pressure: 0.02 ~ 1.0MPa
- Jacket: Conventional Jacket/Dimple Jacket/Coil Jacket
- Insulation Materials: Rock Wool/Polyurethane
- Optional Configuration: thermometer, sanitary manhole, liquid inlet and outlet hole, aseptic sampling valve, drain valve, level gauge, liquid level automatic control system, etc., other accessories could be equipped according to customer requirements.

Biological fermentation tank adopts a vertical circular tank body, standard oval or dished top heads, and standard oval, dished or conical heads. The internal wall transition parts are arc transition, no dead corners and easy to clean. The jacket structure can be designed according to customer needs.



▲ Magnetic Stirring Tank

- Capacity: 100L ~ 20,000L
- Treatment: Mechanical Polishing/Sandblasting/Pickling
- Stirrer Type: Bottom Magnetic Stirrer
- Design Pressure: 0.1 ~ 0.6MPa
- Jacket: Conventional Jacket/Dimple Jacket/Coil Jacket
- Insulation Materials: Rock Wool/Polyurethane
- Optional Configuration: aseptic air filter, thermometer, pH meter, steam sterilization port, spotlight sight glass, sanitary manhole, liquid inlet and outlet hole, CIP swivel cleaning ball, pressure gauge, sterile sampling valve, level gauge, automatic liquid level control system, etc., other accessories could be equipped according to customer's requirements

Magnetic stirring tank has characteristics of no leakage, full sealing, corrosion resistance and energy saving. Because of its non-contact transmission torque, taking static seal to replace dynamic seal, it solves the leakage problem that other shaft seals cannot overcome. Since all materials and the stirring components operate in a sterile and sanitary state, the magnetic stirring tank is an ideal replacement for processing machines in the industries of pharmaceutical, fine chemicals, cosmetics and bioengineering.



Storage Tank / Mixing Tank

- Material: Stainless Steel 304/316L
- Polishing Accuracy: Inner Surface: 0.3μm; Outer Surface: 0.6μm



▲ Tiltable Electric Heating Jacketed Kettle

- Capacity: 100L ~ 1,000L
- Material: Stainless Steel 304/316L
- Polishing Accuracy: Inner Surface: 0.4μm; Outer Surface: 0.6μm
- Treatment: Mechanical Polishing/Sandblasting/Pickling
- Mixing Impeller: Paddle/Grid, or customized as required
- Design Pressure: 0.09 ~ 0.6MPa
- Jacket: Conventional Jacket
- Optional Configuration: thermometer, pressure gauge, level glass, sanitary manhole, liquid inlet and outlet hole, CIP swivel cleaning ball, etc., other accessories could be equipped according to customer requirements.

Jacketed kettle adopts the construction of double-layer spherical kettle and jacketed layer is heated by steam or thermal oil as a heating medium. The bottom can be equipped with a flange outlet, and the materials can be discharged directly after cooking is completed. The structure could be fixed or tiltable, and a mixing device or an emulsification device can be equipped according to customer requirements.



▲ High Shear Emulsification Tank



High shear emulsification tank can make one or more materials(water-soluble solid phase, liquid phase, jelly, etc.) dissolved in another liquid phase and make them into a relatively stable emulsion. It's widely used for emulsifying oil, powder, sugar, etc. Also it can emulsify and mix raw materials of some coatings, paint, and especially some difficult-soluble colloidal additives, such as CMC, xanthan gum, etc.



▲ High Speed Emulsification Mixing Tank



High speed emulsification tank is an advanced mixing equipment for the industries of food, pharmaceuticals, chemicals, etc. The emulsifier work head throws materials on center of rotor at high speed, then the materials pass through tooth space of stator, and finally emulsified by power of shear, collision and smash between rotor and stator. It is a multifunctional processing equipment which can achieve the processes of mixing, emulsification, homogenization, dissolution and crush



▲ High Speed Emulsification Dispersion Tank



Emulsification dispersion tank, also called high speed emulsification tank or high speed dispersion tank, has lots of advantages, including energy saving, corrosion resistance, strong production capacity, simple structure and convenient cleaning. It's mainly used for high speed mixing and uniform dispersion of these materials including cream, gelatin monoglyceride, milk, sugar, beverages, pharmaceuticals after they are mixed with medicines. Therefore, it is an indispensable equipment for manufacturing dairy products, beverages and pharmaceuticals. Also it is an high performance equipment for continuous production or recycle processing of materials which need dispersion, emulsification and crush.

Storage Tank / Mixing Tank

• Material: Stainless Steel 304/316L • Polishing Accuracy: Inner Surface: 0.3μm; Outer Surface: 0.6μm



▲ Electric-heating Batching Tank



This batching tank is suitable for stirring, mixing, batching and homogenizing materials. According to the requirements of the production process, the design structure and configuration can be standardized and humanized. This tank can realize feed control, discharge control, stirring control and other manual automatic control during the stirring process. It is used for mixing and even storage of milk, sugar, beverages, medicines, etc. after they are mixed with medicines.



▲ Sealed Sterile Mixing Tank



This mixing tank is driven by the electric reducer to drive the rotation of the impeller, fully mix the medicine and the material, increasing the reaction time of the medicament, and strengthening the quality of medicine reaction. This equipment can be used as a mixing equipment in various chemical industries, with the advantages of energy saving, noise reduction, corrosion resistance, strong production capacity, and easy cleaning. It is widely used to mix and stir materials in food, dairy, pharmaceutical, beverage, chemical and other industries and it could be designed in sealing type or open type.



▲ Movable Storage Tank



1. This storage tank can be used for storage and transfer of water, oil, cosmetics, food, medicines, creams, dairy products, fine chemicals, biological liquids, juice drinks, condiments, beer, shampoo, bathing liquids, etc. It is also used as liquid storage tank, mixing tank, transit tank, buffer tank, water tank, liquid tank, etc.

2. The configuration includes single-layer stainless steel tank, normal pressure manhole, feed inlet, discharge port, four-legged support, movable casters and pushing handles, etc., or it can be customized to add or remove other accessories according to user needs.



▲ Electric-heating Mixing Tank



The heating homogenization tank is mainly suitable for the mixing and stirring of different materials, the mutual mixing and dissolution of mucilage. This machine is mainly suitable for the preparation and making of liquid detergents (washing essence, shampoo, shower gel, soap, car washing liquid, laundry liquid, hair conditioner, etc.). It integrates stirring, emulsification, heating, cooling, electrical control, temperature control, operation platform and other functions, making it an ideal processing equipment for the manufacturers.



Sanitary Filter



▲ Electric Heating Respirator

- Heating Sleeve Material: composite silicone
- Temperature Sensor: PT100, type K
- Operating voltage: single-cabinet AC, 220V, 50HZ
- Operating power: 180W (5 inches), 1380W (10 inches), 700W (20 inches)
- Temperature Setting Range: 0-150°C;
- Power Cord: 10A plug
- Controller Size: 200mm×150mm 54mm (L×W× H)
- Note: the respirator can be customized according to customer requirements

The heating body adopts imported carbon fiber heating film, ensuring rapid heating and a long service life. Built-in over-temperature protection and other protection, and the insulation layers are made of imported silicone rubber foam material. These features make it much safer, more reliable and environmentally friendly. The filter housing and cover are made of stainless steel 316L material, and the surface is mirror polished, which is beautiful and practical. The respirator is now widely used in injection water systems, filtration and purification processes in the biotechnology, pharmaceutical, and fermentation industries, as well as it is used as the filter and respirator for various stainless steel tanks and containers.



▲ Micropore Filter

- Filter Plug Type: 222/226
- Filtration Accuracy: 0.4 ~ 20(um)
- Length: 10 inches, 20 inches, 30 inches
- Flow Rate: 0.5~25(t/h)
- Shell Material: SUS304/SUS316L

Micropore filter is mainly composed of stainless steel filtration system, vacuum system, chassis and electrical appliances, etc. It has reasonable structure, beautiful appearance, smooth surface and easy to clean. Its advantages of high filtration accuracy, fast transition speed, low adsorption, no media shedding, acid and alkali corrosion, and convenient operation have made it now widely used in various industries, such as medicine, chemical industry, electronics, beverages, fruit wine, biochemical water treatment, environmental protection, etc.



▲ Duplex Filter

- Filtration Area: 0.15(m²)/0.30(m²)/0.40(m²)
- Filtration Capacity: 2t/h, 5t/h, 10t/h
- Applicable Temperature: ≤100°C
- Filter Aperture: 60~400 mesh optional
- Working Pressure: ≤ 0.3MPa
- Filter Material: SUS304/SUS316L
- Inlet and Outlet Dia.: φ32mm, φ40mm
- Note: the filter can be customized according to customer requirements

Duplex filters, also known as duplex switch filters, are made of two stainless steel filters in parallel. This equipment is all made of stainless steel, composed of two cylinders, a single stainless steel welded structure, the inner and outer surfaces are polished, and the top is equipped with a gas release valve, so that it can be used for deflation during work. The pipe joint adopts bulging connection. After the 0.3MPa water pressure test, the three-way male screw cock has flexible opening and closing. The device has compact structure, it's convenient operation and simple maintenance.



▲ Frame Filter

- Model No.: WBG-100~WBG-40
- Motor Power: 0.55~3(KW)
- Filtration Pressure: 0.15~0.3(MPa)
- Filter Area: 0.078~7(m²)
- Filter Size: 100~400*400(mm)
- Water Flow: 0.8~23(t/h)
- Filter Media: 0.8(um)
- Number of Frame: 10

This filter is a stainless steel multi-layer frame filter press. Except the motor, other parts are made of 304 or 316L stainless steel which is high-quality and corrosion-resistant. The filter section is composed of ten filter plates, with a large filtration area and a large circulation volume. Users can change different membranes, or reduce or increase the number of filter plates according to the size of the production flow, so that it can be adapted to production needs, thereby reducing and saving production costs. The stainless steel infusion pump equipped with this machine is equipped with a small motor and consumes less power.



▲ Plate Heat Exchanger

- Model No.: BR0.02~BR1.80
- Plate Material: Stainless steel (304/316), Ti and Ti-Pd, NBR, EPDM, F26
- Working Temperature: -15 ~ +135°C/ -55 ~ +230°C

The plate heat exchanger is a double-support frame type, its main components include plates, heat exchanger rubber, fixed pressure plates, moveable pressure plates, up/down guides, struts, clamping screw assemblies, rolling elements, tubes, etc. The plate is pressed into a variety of corrugated shapes by a 304 or 316L stainless steel plate after shearing and is generally corrugated and herringbone.

Batching System



▲ High-efficient Batching System



This system has many functions such as mixing, stirring, dispersing, homogenizing, etc. It has strong versatility and stable production. It is especially important in the production process of dairy products, beverages, foods and pharmaceuticals, ensuring that the finished product is without powder group, particles and clumps.

Sanitary Manholes & Fittings



▲ Sanitary Fittings



▲ Sanitary Fittings



▲ Sanitary Valves



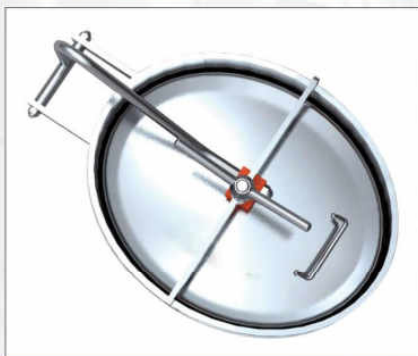
▲ Round Manhole



▲ Round Manhole



▲ Round Pressurized Manhole



▲ Oval Manhole




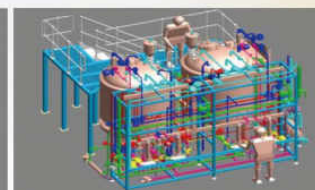
▲ Oval Manhole



▲ Rectangle Manhole



**WENZHOU QIANGZHONG
MACHINERY TECHNOLOGY CO., LTD.**



Overseas Service Center

Address: Unit 1, Bldg 15, No. 176 Yanyun Rd, Wenzhou

Marine Econ. Dev. Zone, Zhejiang Prov., China

Tel: +86-577-8680 9777

Fax: +86-577-8682 5757

Mob/WhatsApp: +86-15867766767

WeChat: QZ15867766767

Email: export@qiangzhong.com

[Http://www.qiangzhong.com](http://www.qiangzhong.com)

[Http://www.wzqiangzhong.com](http://www.wzqiangzhong.com)



Official Website



WeChat Official Account



WeChat Customer Service